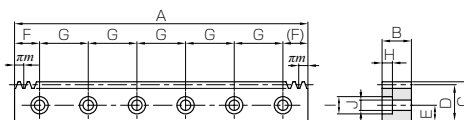




Specifications	
Precision grade	KHK R 001 grade 4 *
Gear teeth	Standard full depth
Pressure angle	20°
Material	S45C
Heat treatment	Stress relief annealing
Tooth hardness	less than 95HRB



* The precision grade of J Series products is equivalent to the value shown in the table.

RD

Catalog No. ● : J Series (Available-on-request)	Module	No. of teeth	Shape	Total length				Mounting hole dimensions			No. of mounting holes	Mounting screw size		
				A	B	C	D	E	F	G				
●SRFK0.5-300J	m0.5	191	RA	300.02	5	12	11.5	5.5	15.01	90	4	M3		
●SRFK0.8-300J	m0.8	119	RA	299.08	8	12.3	11.5	5.5	14.54	90	4	M4		
●SRFK1-300J	m1	96	RA	301.59	10	12	11	5	20.80	130	3	M4		
●SRFK1-500J		159		499.51					24.76				150	4
●SRFD1.5-300J	m1.5	64	RD	301.59	15	20	18.5	8	20.80	130	3	M5		
●SRFD1.5-500J		106	RD	499.51					24.76				150	4
SRFD1.5-1000		212	RD	999.03					49.51				180	6
SRFD1.5-1500		320	RD	1507.96					33.98				180	9
SRFD1.5-2000		435	RD	2049.88					34.94				180	12
●SRFD2-300J	m2	48	RD	301.59	20	25	23	10	20.80	130	3	M6		
●SRFD2-500J		80	RD	502.65					26.33				150	4
SRFD2-1000		160	RD	1005.31					52.65				180	6
SRFD2-1500		240	RD	1507.96					33.98				180	9
SRFD2-2000		326	RD	2048.31					34.15				180	12
●SRFD2.5-300J	m2.5	38	RD	298.45	25	30	27.5	12	19.23	130	3	M8		
●SRFD2.5-500J		64	RD	502.65					26.33				150	4
SRFD2.5-1000		128	RD	1005.31					52.65				180	6
SRFD2.5-1500		192	RD	1507.96					33.98				180	9
SRFD2.5-2000		261	RD	2049.88					34.94				180	12
●SRFD3-300J	m3	32	RD	301.59	30	35	32	14	20.80	130	3	M10		
●SRFD3-500J		53	RD	499.51					24.76				150	4
SRFD3-1000		106	RD	999.03					49.51				180	6
SRFD3-1500		160	RD	1507.96					33.98				180	9
SRFD3-2000		217	RD	2045.17					32.58				180	12
●SRFD4-500J	m4	40	RD	502.65	40	45	41	18	26.33	150	4	M12		
SRFD4-1000		80	RD	1005.31					52.65				180	6
SRFD4-1500		120	RD	1507.96					33.98				180	9
SRFD4-2000		163	RD	2048.31					34.15				180	12
●SRFD5-500J	m5	32	RD	502.65	50	50	45	20	31.33	220	3	M14		
SRFD5-1000		64	RD	1005.31					62.65				220	5
SRFD5-1500		96	RD	1507.96					93.98				220	7
SRFD5-2000		130	RD	2042.04					31.02				220	10
●SRFD6-500J	m6	26	RD	490.09	60	60	54	23	25.04	220	3	M16		
SRFD6-1000		53	RD	999.03					59.51				220	5
SRFD6-1500		80	RD	1507.96					93.98				220	7
SRFD6-2000		108	RD	2035.75					27.88				220	10

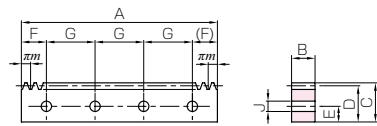
- [Caution on Product Characteristics]
- The allowable forces shown in the table are the calculated values according to the assumed usage conditions. Please see page 373 for more details.
 - The backlash of racks differ depending on the size of the mating pinion. Please calculate the backlash from the backlash value of the mating pinion. Also, please refer to the data in the section called 'Backlash of Rack Tooth (Amount of Tooth Thinning)' on Page 375.
 - After attaching the racks to the base, please fasten with dowel pins. Clamping only with mounting screws could possibly cause the screws to be broken, due to the heavy load.

- [Caution on Secondary Operations]
- Please read "Caution on Performing Secondary Operations" (Page 376) when performing modifications and/or secondary operations for safety concerns. Haguruma Kobo, the KHK's system for quick modification of KHK stock gears is also available.
 - Avoid hardening Racks with bolt holes, due to deformation occurring at the mounting hole and the difficulty of straightening the rack after hardening.

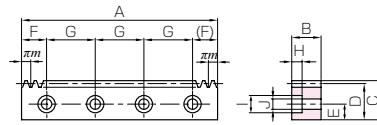
J series



Steel Racks with Bolts Holes



RA



RD



Counterbore dimensions			Allowable force (N)		Allowable force (kgf)		Weight (kg)	Catalog No. ● : J Series (Available-on-request)
H	I	J	Bending strength	Surface durability	Bending strength	Surface durability		
—	—	3.4	240	39.6	24.4	4.04	0.13	●SRFK0.5-300J
—	—	4.5	613	108	62.5	11.0	0.21	●SRFK0.8-300J
—	—	4.5	958	177	97.7	18.0	0.26 0.43	●SRFK1-300J ●SRFK1-500J
6	10	6	2160	421	220	42.9	0.64 1.07 2.14 3.23 4.40	●SRFD1.5-300J ●SRFD1.5-500J SRFD1.5-1000 SRFD1.5-1500 SRFD1.5-2000
7	11	7	3830	775	391	79.0	1.06 1.78 3.58 5.36 7.29	●SRFD2-300J ●SRFD2-500J SRFD2-1000 SRFD2-1500 SRFD2-2000
8.6	14	9	5990	1240	611	127	1.55 2.64 5.31 7.97 10.8	●SRFD2.5-300J ●SRFD2.5-500J SRFD2.5-1000 SRFD2.5-1500 SRFD2.5-2000
10.8	17.5	11	8620	1820	879	186	2.17 3.63 7.32 11.1 15.0	●SRFD3-300J ●SRFD3-500J SRFD3-1000 SRFD3-1500 SRFD3-2000
13	20	14	15300	3330	1560	339	6.21 12.6 18.8 25.6	●SRFD4-500J SRFD4-1000 SRFD4-1500 SRFD4-2000
15.2	23	16	24000	5300	2440	540	8.56 17.2 25.9 35.0	●SRFD5-500J SRFD5-1000 SRFD5-1500 SRFD5-2000
17.5	26	18	34500	7740	3520	789	12.0 24.6 37.2 50.2	●SRFD6-500J SRFD6-1000 SRFD6-1500 SRFD6-2000

[Caution on J series]

- ① As available-on-request products, requires a lead-time for shipping within **3 working-days (excludes the day ordered)**, **after placing an order**. Please allow additional shipping time to get to your local distributor.
- ② Number of products we handle for one order is **1 to 20 pieces**. For quantities of 21 pieces or more, we need to quote price and lead time.
- ③ No black oxide is re-applied after adding secondary operation of mounting holes.

Spur
GearsHelical
GearsInternal
Gears

Racks

CP Racks
& PinionsMiter
GearsBevel
GearsScrew
GearsWorm
Gear PairBevel
GearboxesOther
Products