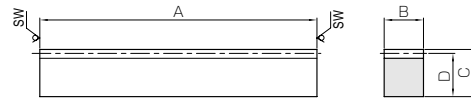




Specifications	
Precision grade	KHK R 001 grade 5
Gear teeth	Standard full depth
Pressure angle	20°
Material	SUS304
Heat treatment	Solution heat treatment
Tooth hardness	less than 187HB



* SW Saw Blade Finished

R1

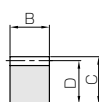
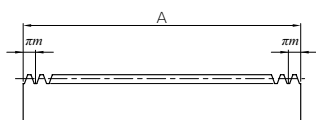
Catalog No.	Module	Effective no. of teeth	Shape	Total length				Allowable force (N)		Allowable force (kgf)		Weight (kg)
				A	B	C	D	Bending strength	Surface durability	Bending strength	Surface durability	
SUR1-500	m1	159	R1	505	10	12	11	457	99.4	46.6	10.1	0.43
SUR1.5-500 SUR1.5-1000	m1.5	105 212	R1	505 1010	15	20	18.5	1030	237	105	24.2	1.09 2.19
SUR2-500 SUR2-1000	m2	79 159	R1	505 1010	20	25	23	1830	436	187	44.5	1.81 3.63
SUR2.5-500 SUR2.5-1000	m2.5	63 127	R1	505 1010	25	30	27.5	2860	698	292	71.2	2.71 5.42
SUR3-500 SUR3-1000	m3	52 105	R1	505 1010	30	35	32	4120	1030	420	105	3.79 7.57
SUR4-500 SUR4-1000	m4	39 79	R1	505 1010	40	45	41	7320	1870	746	191	6.47 12.9

Catalog No.	Module	No. of teeth	Shape	Total length				Allowable force (N)		Allowable force (kgf)		Weight (kg)
				A	B	C	D	Bending strength	Surface durability	Bending strength	Surface durability	
SURF1.5-1000	m1.5	212	RF	999.03	15	20	18.5	1030	237	105	24.2	2.17
SURF2-1000	m2	160	RF	1005.31	20	25	23	1830	436	187	44.5	3.61
SURF2.5-1000	m2.5	128	RF	1005.31	25	30	27.5	2860	698	292	71.2	5.40
SURF3-1000	m3	106	RF	999.03	30	35	32	4120	1030	420	105	7.49
SURF4-1000	m4	80	RF	1005.31	40	45	41	7320	1870	746	191	12.9

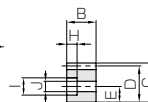
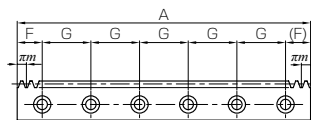
Catalog No.	Module	No. of teeth	Shape	Total length				Height	Height to pitch line	Mounting hole dimensions			No. of mounting holes	Mounting screw size
				A	B	C	D			E	F	G		
SURFD1.5-1000	m1.5	212	RD	999.03	15	20	18.5	8	49.52	180	6	M5		
SURFD2-1000	m2	160	RD	1005.31	20	25	23	10	52.66	180	6	M6		
SURFD2.5-1000	m2.5	128	RD	1005.31	25	30	27.5	12	52.66	180	6	M8		
SURFD3-1000	m3	106	RD	999.03	30	35	32	14	49.52	180	6	M10		
SURFD4-1000	m4	80	RD	1005.31	40	45	41	18	52.66	180	6	M12		

[Caution on Product Characteristics]

- The allowable forces shown in the table are the calculated values according to the assumed usage conditions. Please see page 373 for more details.
- The backlash of racks differ depending on the size of the mating pinion. Please calculate the backlash from the backlash value of the mating pinion. Also, please refer to the data in the section called 'Backlash of Rack Tooth (Amount of Tooth Thinning)' on Page 375.
- For products made of stainless steel, heat treatment* and passivation ** solutions are applied. Passivation is a rust-resistance treatment, but it is not effective on the machined surface and not a totally rustproof solution.
 - * Heat Treatment Solution
Heat treatment by the carbon formed on the surface during blank manufacturing is made to infiltrate the material interior.
 - ** Passivation
Immersion of the metal in a nitric acid solution to make it more rust-resistant.
- After attaching the racks to the base, please fasten with dowel pins. Clamping only with mounting screws could possibly cause the screws to be broken, due to a heavy load.



RF



RD

Counterbore dimensions			Allowable force (N)		Allowable force (kgf)		Weight (kg)	Catalog No.
H	I	J	Bending strength	Surface durability	Bending strength	Surface durability		
6	10	6	1030	237	105	24.2	2.13	SURFD1.5-1000 SURFD2-1000 SURFD2.5-1000 SURFD3-1000 SURFD4-1000
7	11	7	1830	436	187	44.5	3.56	
8.6	14	9	2860	698	292	71.2	5.29	
10.8	17.5	11	4120	1030	420	105	7.28	
13	20	14	7320	1870	746	191	12.5	

[Caution on Secondary Operations] ① Please read "Caution on Performing Secondary Operations" (Page 376) when performing modifications and/or secondary operations for safety concerns. Haguruma Kobo, the KHK's system for quick modification of KHK stock gears is also available.

Spur Gears

Helical Gears

Internal Gears

Racks

CP Racks & Pinions

Miter Gears

Bevel Gears

Screw Gears

Worm Gear Pair

Bevel Gearboxes

Other Products